

ProFinish[®] Brickmould 600

 Ply Gem[®]

SIMONTON[®]

WINDOWS & DOORS




Classic Beauty.
Advanced Performance.

Beautifully Built.

Combining the classic styling of wood windows with the durability, energy efficiency and convenience vinyl is known for, ProFinish® Brickmould 600 windows deliver what you need for your new home or renovation.

LEGACY BUILT ON QUALITY

For over 70 years, Simonton's lasting commitment to quality and product excellence has built an award-winning legacy and customer satisfaction. Discover more at simonton.com/awards.



LIFETIME LIMITED WARRANTY

ProFinish Brickmould 600 windows are backed by a Lifetime Limited Warranty that covers vinyl, hardware, screens and glass units. Learn more at simonton.com/lifetime-warranty.



AAMA® GOLD CERTIFICATION

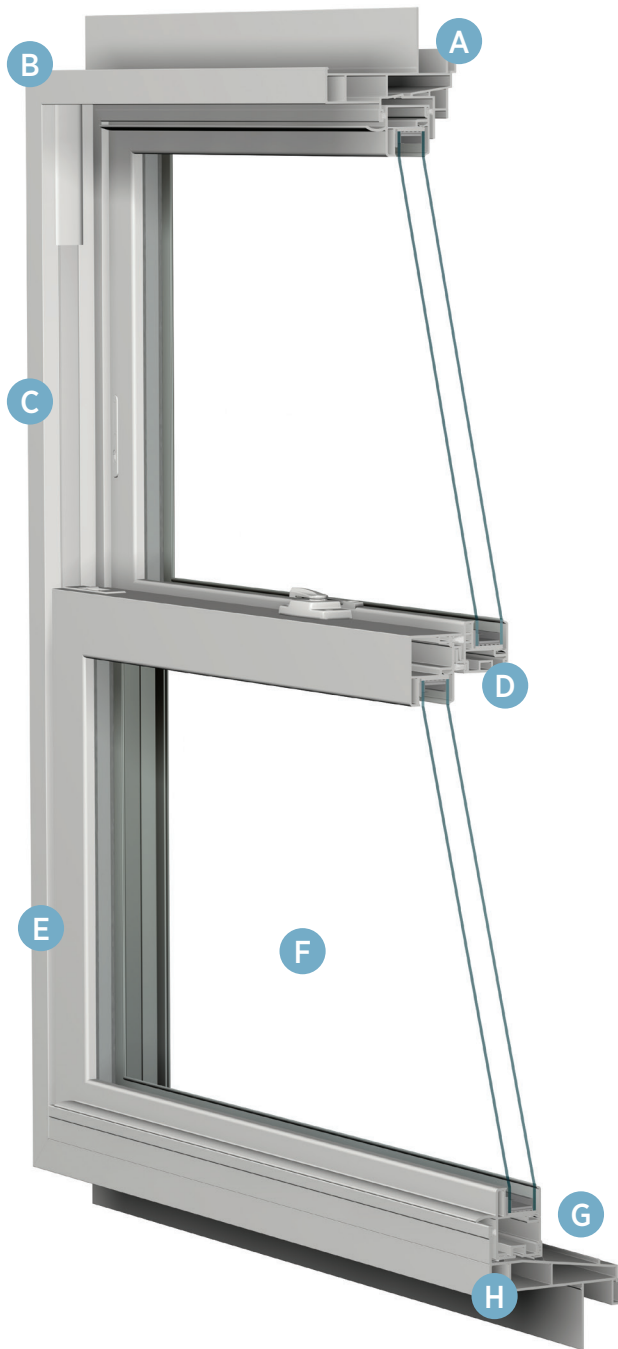
Every Simonton built Brickmould 600 window is AAMA® Gold certified, passing the industry's toughest standards. This quality assurance testing delivers durable, weather-resistant and energy-efficient products for your home. Learn more at simonton.com/aama-gold.



*Coverage varies on options selected.

Tradition Meets Innovation.

ProFinish® Brickmould windows are designed to help protect your home from the elements, provide seasonal comfort and deliver dependable performance year after year.



- A Versatile Installation** Integral brickmould/J-channel and nail fin makes accurate installation easier and can be used in home projects that feature brick, vinyl or both.
- B Durable Construction** Fusion-welded frame and sash increase strength and weather resistance.
- C Lasting Beauty** First-generation, durable vinyl is an excellent insulator, withstands harsh weather and is virtually maintenance-free.
- D Weather Shield** The overlapping and interlocking sash with advanced weatherstripping protects against wind and rain infiltration.
- E Dependable Performance** The 1/2" coil spring balance system keeps the frame and sash in perfect alignment for reliable operation.
- F Interior Comfort** A 7/8" insulating glass unit with standard ProSolar® Low-E glass and Argon gas delivers impressive energy efficiency.
- G Water Barrier** Sloped sill design quickly directs water away from your home.
- H Effective Insulation** Multiple chambers in the vinyl profile increase thermal efficiency.



SAFETY & SECURITY

The optional Window Opening Control Device (WOCD) is a self-activating vent latch that limits the extent a window can be opened. It helps increase safety against accidental falls while allowing quick egress in the event of an emergency.

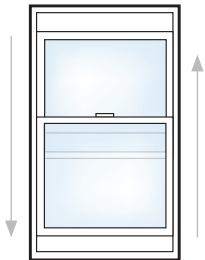


CLASSIC STYLING

The multi-tiered brickmould design has a traditional, stepped appearance that complements any home.

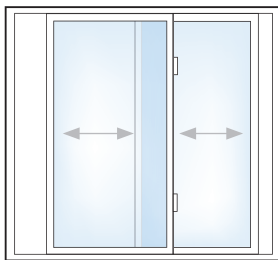
Styles That Inspire.

The ProFinish Brickmould 600 series offers a variety of operating window styles and shapes to complement any architectural design. Discover each style and how it can enhance your home and life.



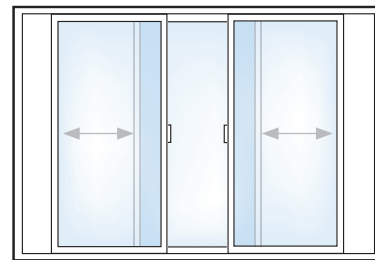
Double Hung

Offering a timeless look, the Double Hung is a classic window choice. Both sash on a Double Hung window slide up and down vertically and tilt in for easy cleaning from inside the home.



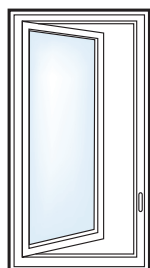
Double Slider

Best suited for horizontal spaces, Slider windows glide from side to side. Both sash open and can lift out for cleaning.



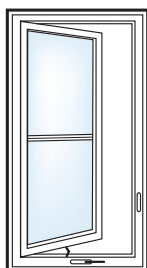
End Vent Slider

3-lite Sliders have a fixed center window with operable end vents. They are perfect for replacing large Picture windows to gain ventilation.



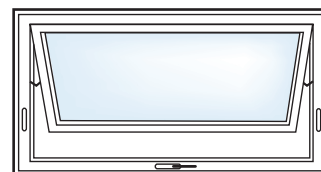
Casement

The Casement features a hinged sash that easily opens outward with a turn of a handle. Casements offer superior energy efficiency, maximum ventilation and when opened fully can be cleaned from the interior of your home.



Colonial Casement

With a simulated meeting rail, the Colonial Casement has the appearance of a Double Hung window with all the benefits of a hinged style.




Awning

Hinged at the top, the Awning window opens outward with a simple turn of a crank handle and can provide fresh air even when it's raining.



Picture

With an expansive, unhindered view, a Picture window is fixed with no moveable sash which enhances weather resistance. They are ideal for large or small areas where daylight is desired.




Simonton's My House is your online window and door idea book! Use Simonton.com to gather the images of the window and door styles, color, hardware and grille options that inspire you.

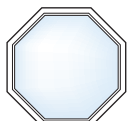
Start to imagine today at simonton.com/my-house

Geometric

Available in a variety of circular, arched and linear shapes, Geometric windows provide a unique, customized look to any home. Architectural shapes can highlight both contemporary and traditional homes.



Full Circle




Octagon



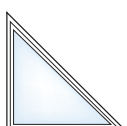
Hexagon



Pentagon



Trapezoid




Triangle



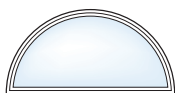
Quarter Round



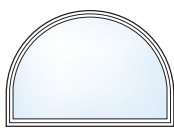
Extended Quarter Round



Gothic



Half Round



Extended Half Round



Eyebrow



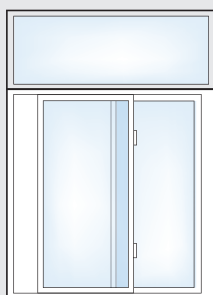
Extended Eyebrow

Also available in Clipped, Double Clipped, and Isosceles Triangle styles.

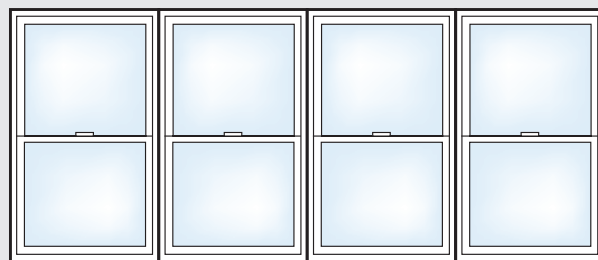


Make an impression.

Combine ProFinish Brickmould 600 window styles to create unique configurations. Consider multiple windows for more natural light, geometric shapes to add architectural character or a wall of windows that bring the outside in.




2-lite slider topped with a picture window



A wall of double hung windows



Fixed casement over awning



Picture window flanked by double hung windows

Great windows!

Really love the craftsmanship and how easy they are to use especially for cleaning.

PENNSYLVANIA HOMEOWNER TESTIMONIAL



“

Love these windows!


The first night after the window installation, I was sitting on the couch with my husband. Enjoying the silence. No road noise, no lawn mowers, no barking dogs. They look very nice, too.

”

TEXAS HOMEOWNER TESTIMONIAL

Energy Savings. Interior Comfort.


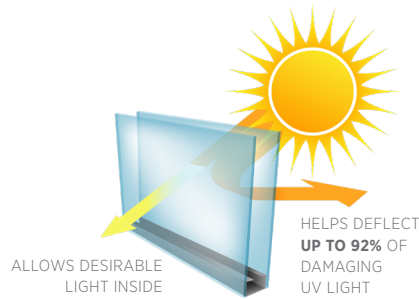
Simonton Brickmould 600 windows have a standard 7/8" dual-pane insulating glass unit with ProSolar® Low-E glass, Argon gas and Intercept® spacer. Choose custom glass options for maximum energy efficiency, sound control, security and privacy.



IN WINTER,
LOW-E GLASS
HELPS RETAIN
WARMED AIR



IN SUMMER,
LOW-E GLASS
HELPS DEFLECT
HEAT



ProSolar Low-E Glass

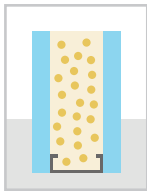
- Standard glass helps keep warmth inside during winter months and deflect the sun's heat and retain cooled air in summer
- Screens out up to 73% of ultraviolet (UV) rays that can cause interior fading

ProSolar Shade Low-E Glass

- Ideal for warmer climates that require help with solar control and interior cooling
- Superior insulating performance


ProSolar Sun Low-E Glass

- Perfect for cooler climates that require more help with heating
- Uses the sun's warmth to increase comfort and reduce heating costs




Gas Fill

Standard Argon gas, which is six times denser than air, is sealed between the glass panes to increase insulation and reduce energy loss. Twelve times denser than air, optional Krypton gas can be chosen for maximum thermal efficiency.



Spacer Systems

The standard Intercept® spacer system has a U-channel design that keeps glass warmer and flexes and contracts for reduced seal failure. The Supercept™ spacer system utilizes a stainless-steel alloy that offers increased durability and thermal efficiency.




The non-metallic foam Super Spacer® greatly reduces temperature transfer and saves energy.




SafePoint® Sound & Security

Protects against high winds and flying debris in areas requiring Level C impact-resistance providing 24/7 protection. SafePoint® laminated glass also resists forced entry, reduces noise and deflects up to 99% of damaging ultraviolet (UV) rays



Double-strength Glass

Thicker, double-strength glass is break-resistant and offers increased sound control.



Safety Glass

Heat-strengthened tempered glass increases safety because it is harder to break through than regular glass and safely breaks into pebbles.



Increased Privacy

Obscure glass has a textured pattern to maximize your privacy while still allowing natural light inside.



Tinted Glass

Help control solar heat gain, reduce glare and visibility into your home with bronze or gray tinted glass.

Consult your Simonton representative for available features and options.



Simonton offers regionally specific ENERGY STAR® glass packages designed to deliver optimal energy performance and comfort in any area of the country. According to energystar.gov, ENERGY STAR certified windows can reduce energy bills by an average of 12 percent nationwide.*

*Ranges are based on the average savings among homes in modeled cities. Actual savings will vary based on local climate conditions, utility rates, and individual home characteristics.



“

Love my new construction windows!

Our whole house exterior renovation has transformed our house & these windows make a statement. We've even seen considerable changes in our electric bill!

”

SOUTH CAROLINA HOMEOWNER TESTIMONIAL

Your Unique Style.

Create a window that is distinctly yours with Decorum® design options. Increase curb appeal with a bold exterior color, add warmth with a woodgrain laminate and coordinate hardware with existing fixtures to give your home custom appeal.

Decorum®
BY SIMONTON

Match the overall appearance of your new home or addition with a portfolio of attractive design options. Choose from the options below to design your ideal window and highlight your individual style.

Exterior & Interior Colors – Standard



White



Driftwood*

Exterior Colors – Custom



Cream



Tan



Driftwood




Brick



Pine



Chocolate



Dark Bronze



Black

Interior Woodgrain – Custom



Light
Woodgrain



Dark
Woodgrain

Hardware Finishes – Standard



White



Driftwood



Sandstone**

Hardware Finishes – Premium



Brushed Nickel



Oil-rubbed Bronze



Polished Brass



Dark Bronze**



Nesting Hardware

On Casement and Awning windows, the convenient handle folds neatly into the base and won't interfere with window treatments.


*Exterior colors are not available with a Driftwood interior.

**Sandstone standard on Double Hung & Slider woodgrain windows. Dark Bronze standard on Casement & Awning woodgrain windows.

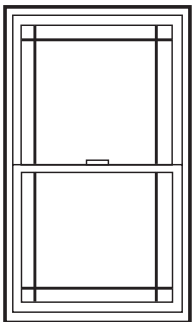
Finishing Touches.

Enhance the beauty of Brickmould 600 windows and the design of your home with architecturally accurate details. From simulated divided lites and flat casing to grille profiles and patterns, we have the options to complete the look of your window.

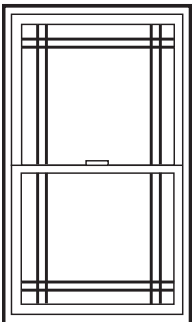
Grille Patterns




Colonial



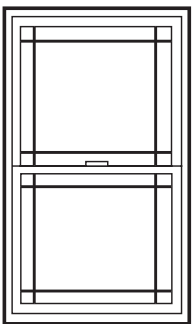
Perimeter



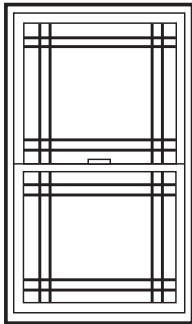
Double Perimeter




Victorian*



Prairie



Double Prairie



Diamond*

*Victorian and Diamond grille patterns are only available in flat grilles

Between-the-glass Grille Profiles




5/8" Flat White



5/8" Flat Driftwood



3/4" Contoured Brass



3/4" Two-tone/
Exterior Color



3/4" or 1" Contoured
White



3/4" & 1" Contoured
Driftwood



3/4" Contoured
Woodgrain

Flat Casing

Choose flat casing trim for a stately, elegant look that has the appearance of a traditional wood window.




Simulated Divided Lites

Located on the interior and exterior of the glass, simulated divided lites (SDLs) provide the dimension and appearance of individual panes of glass.



Between-the-glass Grilles

Located between the glass, grilles provide a smooth surface for easy cleaning.





Above all, BEAUTIFUL!

*Yes, they've been energy-efficient
and they open and close and tilt
nicely, but what stands out most is
they are just strikingly beautiful.*

OHIO HOMEOWNER TESTIMONIAL



Award Winning Legacy

2020

**Simonton Windows & Doors Rated #1 in
Highest Overall Quality**
Builder Magazine

2018

Simonton Branded Series Recommended Buy
Leading Consumer Magazine

2017

**Simonton Windows & Doors Voted #1 Vinyl
Window for Quality & Performance**
Remodeler Magazine



Simonton Brickmould 600 Customer Rating: 4.9/5 Stars

Read more about customer testimonials at
[Simonton.com/brickmould](https://www.simonton.com/brickmould)

Join the conversation



5020 Weston Parkway, Suite 400, Cary, NC 27513

1-800-SIMONTON (1-800-746-6686) | [Simonton.com](https://www.simonton.com)

The information contained is current at the time of printing. Changes to the product(s) may have been made since publication. Not all product styles and options available in all areas. Please consult your sales representative prior to purchasing. Due to limitations in the printing process, actual colors may vary from printed materials. Please see a sample of the product before making your final color selection.

Simonton®, Simonton Windows®, ProFinish®, ProSolar®, Decorum® are registered trademarks and Air Lok™, Supercept™ are trademarks of Simonton Windows & Doors, Inc. Ply Gem®, and the stylized "P" are trademarks of Ply Gem Industries, Inc or its affiliates. Super Spacer® is a registered trademark of Quantex IG Systems, Inc. Intercept® is a registered trademark owned by Vitro. ENERGY STAR® is a registered trademark of the U.S. Environmental Protection Agency. Cover photo: © 2021 Drees Homes. Photo by Greg Grupenhof. ALL RIGHTS RESERVED. © 2021 Simonton Windows & Doors, Inc., part of **Cornerstone Building Brands**, Inc. ALL RIGHTS RESERVED. Printed in U.S.A.
7103217181101/RevA/MS/CG/0421